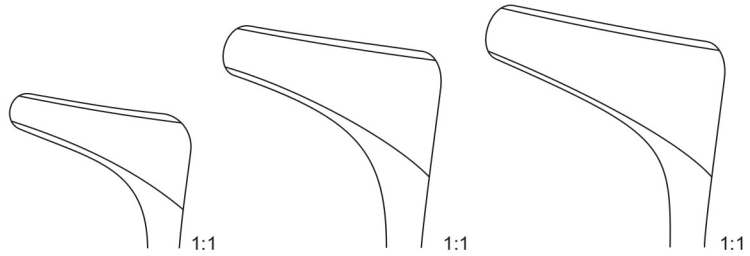


Nasal Specula



1:2



Hartmann-Halle

150 mm – 6 "

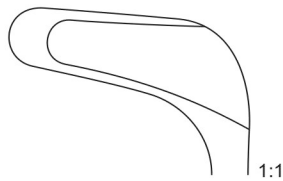
EG-1132-15-A

EG-1132-15-B

EG-1132-15-C



1:2



1:1

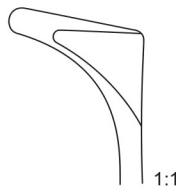
Schwarz

140 mm – 5₂"

EG-1132-14



1:2



1:1

Tieck-Halle

135 mm – 5₄"

EG-1132-13



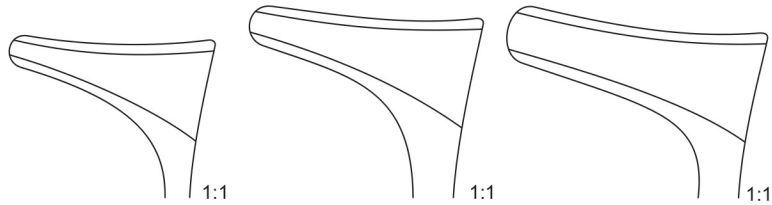
Cottle

130 mm

EG-1132-16



1:2

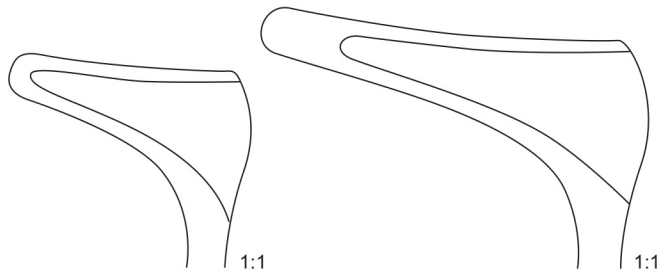


Modell Wien

145 mm – 5.4"	EG-1133-14-A	EG-1133-14-B	EG-1133-14-C
---------------	---------------------	---------------------	---------------------

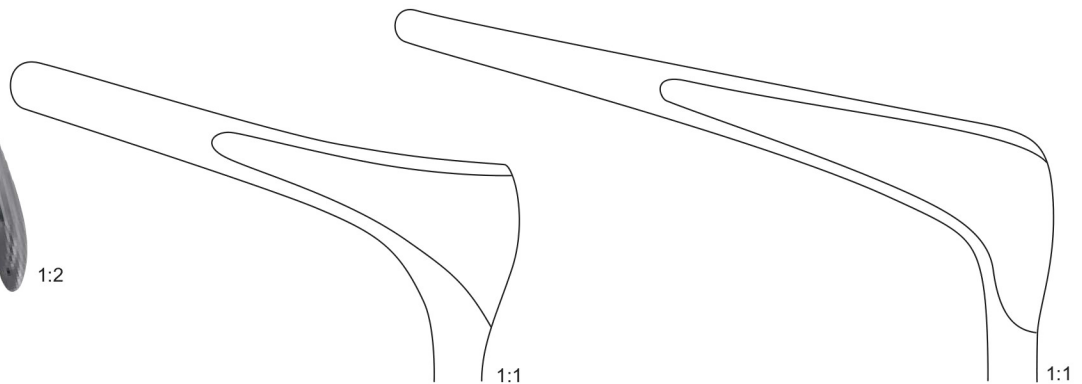


1:2



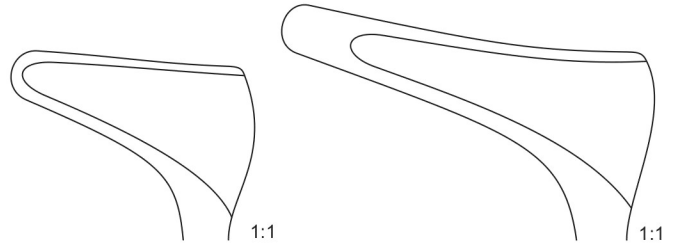
Cottle

	x = 35 mm	x = 50 mm
150 mm – 6"	EG-1133-15-A	EG-1133-15-B

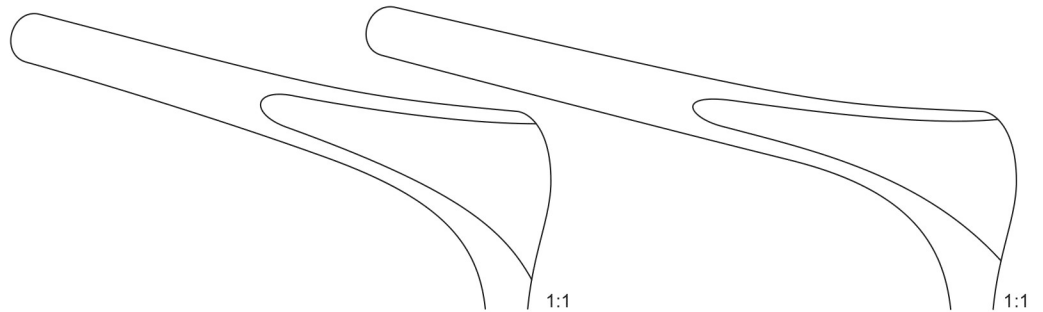


Cottle

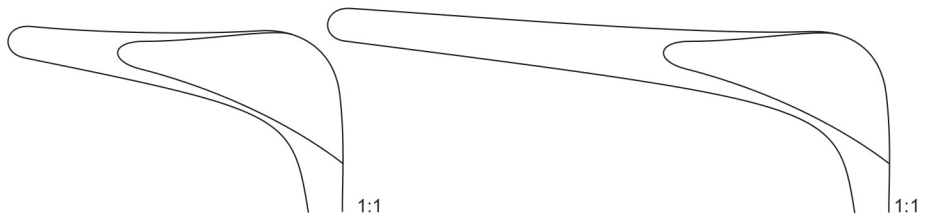
	x = 75 mm	x = 90 mm
150 mm – 6"	EG-1133-15-A1	EG-1133-15-B1



Kilian	x = 35 mm	x = 50 mm
130 mm – 5"	EG-1134-13-A	EG-1134-13-B



	x = 75 mm	x = 90 mm
130 mm – 5"	EG-1134-13-A1	EG-1134-13-B1



Cottle	x = 45 mm	x = 75 mm
140 mm – 5½"	EG-1134-14-A	EG-1134-14-B

schwarz verchromt
 black, chrome plated
 chromé en noir
 cromado en negro
 cromato nero

Nasal Saws



Castroviejo
210 mm – 8 $\frac{1}{4}$ "
EG-1135-01

Joseph
170 mm – 6 $\frac{3}{4}$ " | **EG-1135-17-A** | **EG-1135-17-B**



Aufricht
210 mm – 8 $\frac{1}{4}$ " | **EG-1135-21**
auf Zug und auf Stoss schneidend
drawing and pushing cut
tranchant à traction et en poussant
cortante a tracción y empuje
tagliante a trazione e a urto



Buchawald
230 mm – 8"
EG-1135-00



Joseph
190 mm – 7 $\frac{1}{2}$ " | **EG-1135-19-A** | **EG-1135-19-B**